

SoftBank 101SI

101SI Utility for iPhone·iPad

How to upgrade 101SI firmware

Introduction

Thank you for purchasing SoftBank 101SI and using 101SI Utility.
101SI Utility has the function of firmware upgrade to 101SI.

Operating Environment

iPhone · iPad Generation

iPhone 3GS
iPhone 4
iPhone 4S
iPhone 5
iPhone 5c
iPhone 5s
iPad2
iPad (3rd generation)
iPad (4th generation)
iPad Air

Compatible Operating System

iOS 6 or later.

Memory Requirement

Over 45MB recommended.


Notes

- Unauthorized copying of any part of this guide is prohibited.
- Contents are subject to change without prior notice.
- Descriptions in this document use iPhone display.
- Upgrading procedure for iPhone and iPad is the same.

Software Precautions

- You are only given the right to use the software. Such rights do not include copyrights, or the right to give or sell this software to any third party.
- You are permitted to make copies of the software for backup purposes only.
You are not permitted to make copies for distributing or selling to any third party.
- Seiko Instruments Inc. and its resellers take no responsibility for losses incurred by the user or any third party due to the use of the software.

Usage Conditions

- If Battery Strength is level 1 (), the upgrade is unavailable.
Upgrade after charging Battery.
- Do not power off 101SI and iPhone/iPad while upgrading.
Do not disconnect the Wi-Fi connection.
- Before starting the upgrade, please make sure that 101SI and your iPhone/iPad are in the environment which enables them to connect to each other by Wi-Fi connection.
- If using iPhone, use the AC adapter designated for iPhone/iPad.
Do not upgrade in the status of iPhone/iPad battery operated.
- You can also download the upgrade tool on the App Store.
It is highly recommended to have the unlimited packet discount flat service to avoid expensive packet communication fee.
Also please make sure the communication contract is based on the fixed amount data service in case of downloading from App Store via Wi-Fi as well.

Trademarks

All logos are trademarks or registered trademarks of Seiko Instruments Inc. in Japan or other countries.
Copyright© Seiko Instruments Inc. 2014, All right reserved.

SoftBank, SoftBank's equivalent in Japanese and SoftBank logos are registered trademarks or trademarks or trademarks of SOFTBANK CORP. in Japan and other countries.

Apple, Apple logo(App Store, iTunes, Mac OS) are trademarks of Apple inc., registered in the U.S. and other countries.
iPhone, iPad, Multi-Touch are trademarks of Apple Inc..
The trademark 'iPhone' is used with a license from AiPhone K.K.
iPhone, iPad may be configured to work only with the wireless services of a single wireless operator.

The names of companies, products and services used in this document are registered trademarks or trademarks of the respective companies.

Upgrade Method

The upgrade procedure of 101SI is described below.

Upgrade Flow

Downloading "101SI Utility(101SI ユーティリティ)from App Store

- Please make sure there is enough space since the full size of the file can be as big as 45MB at maximum.
- Please download the "101SI Utility" from App Store.



Connecting Wi-Fi.

- Connecting 101SI and iPhone/iPad by Wi-Fi.
- Activate the Upgrade tool after downloading the tool from App Store.
- Connecting to 101SI by 101SI Utility.



Upgrade 101SI Firmware

- Tap "Setting icon" on 101SI Utility.
- Select "Firmware Upgrade(ファームウェアアップグレード)". Upgrade will start instantly.
- ※If 101SI Firmware is latest version, it is not possible to upgrade.
(101SI Utility does not show "Firmware upgrade" message.)

101SI Utility Download

Download “101SI Utility(101SI ユーティリティ)” using App Store.

Notice!

It is highly recommended to have the unlimited packet discount flat service to avoid expensive packet communication fee. Also in case of downloading from App Store via Wi-Fi, please make sure the contract is based on the fixed amount data service etc. to avoid expensive packet communication fee.

- ① Find the “101SI Utility(101SI ユーティリティ)” on App Store.



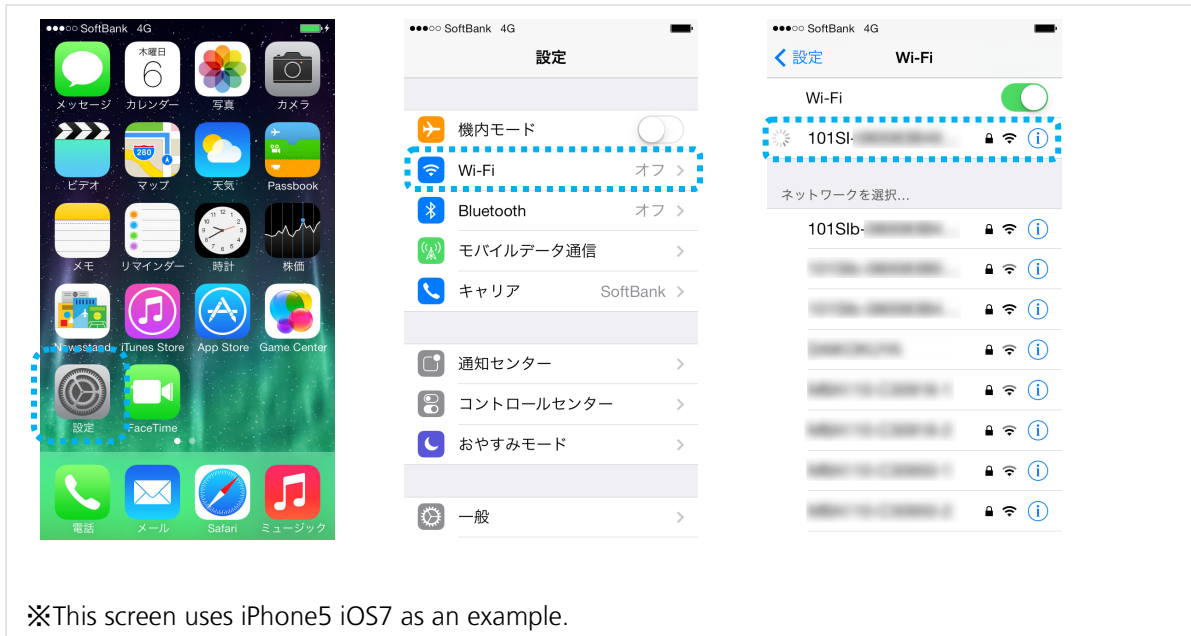
- ② Please tap the 「無料」 button and 「App をインストール」 button, and start downloading.
- ③ “101SI Utility(101SI ユーティリティ)” will be installed by the above operation.

101SI Utility icon will be displayed on iOS after installed as the right.

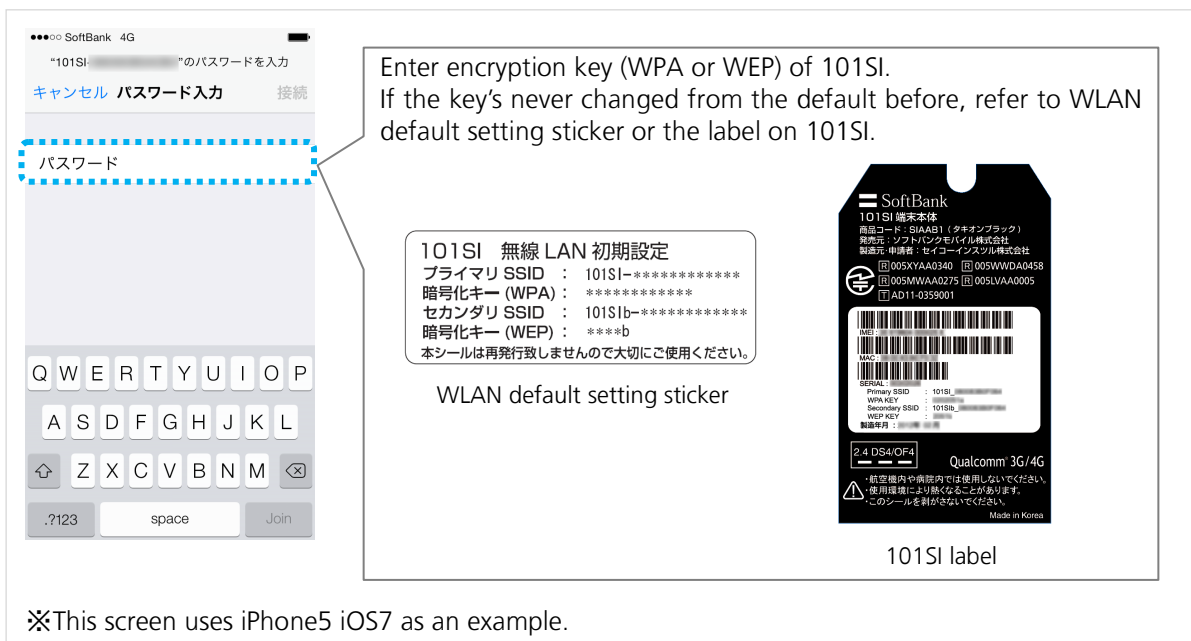


101SI Upgrade

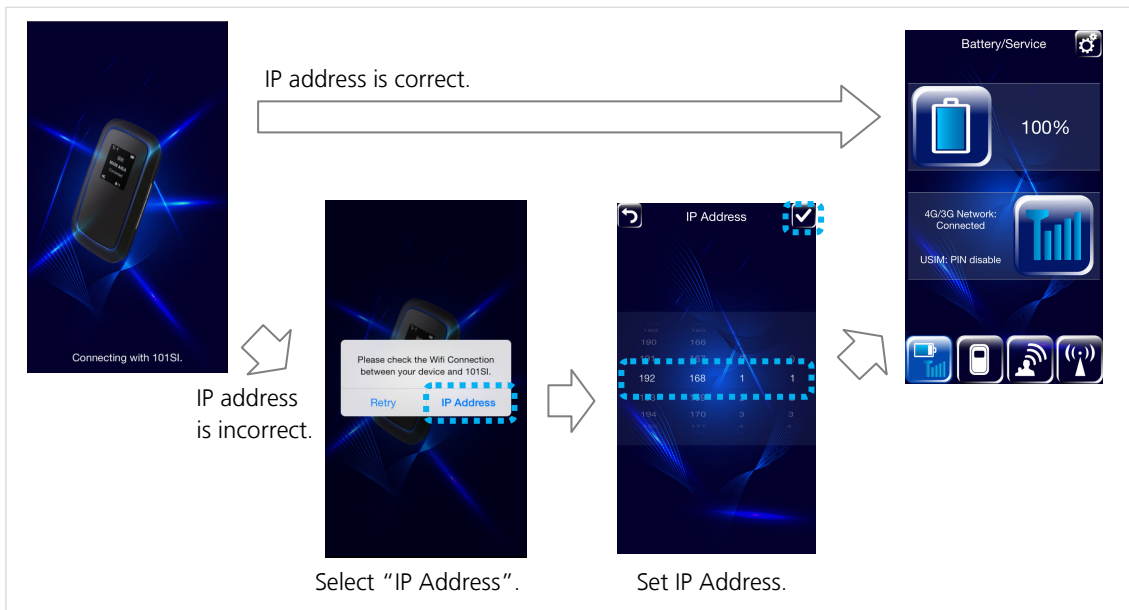
- ① Tap “設定” on iPhone/iPad. And Wi-Fi is turned on.
Select 101SI(SSID) to upgrade.



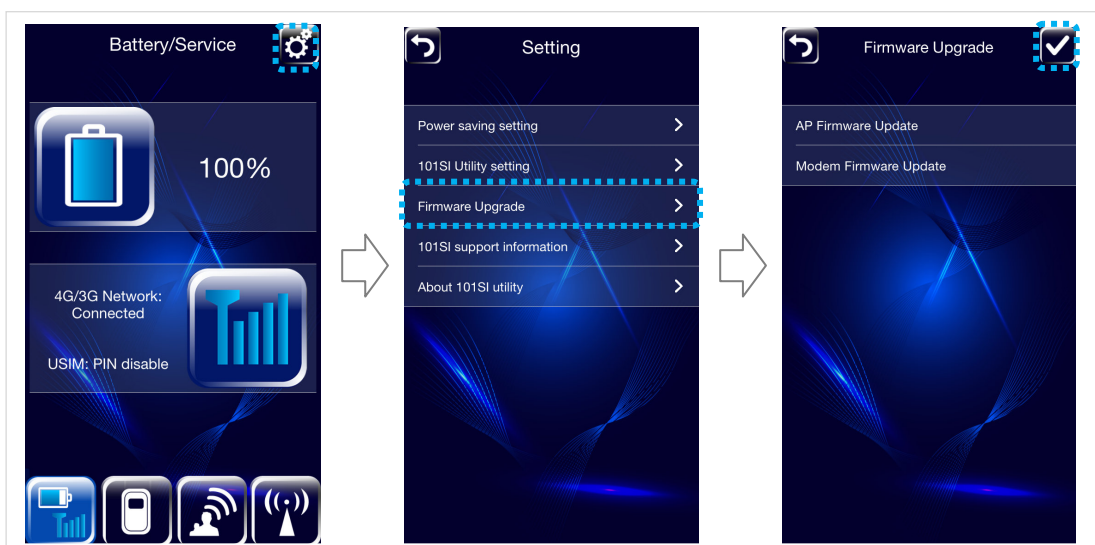
If connecting with 101SI by iPhone/iPad for the first time, enter encryption key (password) after selecting SSID.
iPhone/iPad will be connected to Wi-Fi.



- ② Start 101SI Utility after downloading from App Store.
 Tap "101SI Utility(101SI ユーティリティ)".
 101SI Utility will check Wi-Fi connection between iPhone/iPad and 101SI.
 ※In case 101SI Utility isn't connected with 101SI, please check whether the iPhone/iPad and 101SI are connected by Wi-Fi.
 If Wi-Fi connection is completed, the IP address of 101SI may be incorrect.
 Default of IP address is 192.168.1.1.
 (If IP address is incorrect, IP address setting window will open.)



- ③ Tap setting icon (⚙️) on 101SI Utility.
 Tap Firmware Upgrade after the setting window opens.
 Tap proceed button (✅) on Firmware Upgrade window.



- ※Already is the latest firmware, firmware upgrade menu does not show.
- ※If either AP firmware or Modem firmware of 101SI is the latest, old firmware (Modem firmware update or AP firmware update) displays.

④ Upgrade process will start.

※Updating takes several minutes.

※Do not Power Off 101SI or iPhone/iPad, remove a battery pack of 101SI, turn off Wi-Fi, close 101SI Utility. It might affect the upgrade.

⑤ When the upgrade is completed, 101SI will reboot automatically.

SoftBank 101SI

101SI Utility for iPhone·iPad

How to upgrade 101SI firmware

April 2014, Second Edition

Model Name: SoftBank 101SI

Manufacture: Seiko Instruments Inc.